


lost
sheep®

ACTIVITY BOOK



**MEGA
FUN!**

TESTED BY GREG
THE TEST PIG!

The
Good
Samaritan

Good Samaritan.



Favourite Food:

Felafels, hummus

Interests / Sports:

Computer games, bike riding

Favourite Bible Verses:

Luke 10:25-37, Leviticus 19:33-34


Funniest Joke:

Q: What is grey, beautiful and wears glass slippers? A: Cinderelephant

The Good Samaritan


**Love the Lord
your God with
all your heart,
soul, strength
and mind.**

Luke 10:27 CEV



**Who are my
neighbours?**

Luke 10:28 CEV



**Love your
neighbours as
much as you
love yourself.**

Luke 10:27 CEV



Cut out the bookmark and cover with contact or laminate for durability.



www.lostsheep.com.au

Copyright © 2013 Lost Sheep Resources Pty. Ltd.

The_Good_Samaritan_bookmark_05

The Good Samaritan

| | | | | | | | | | |
|---|---|---|---|---|---|---|---|---|---|
| S | T | R | E | N | G | T | H | D | N |
| O | C | K | S | I | L | V | E | R | E |
| J | P | R | I | E | S | T | A | D | I |
| Y | L | I | I | Y | W | R | R | R | G |
| E | G | U | T | P | Q | U | T | O | H |
| K | O | M | O | Y | T | S | D | L | B |
| N | O | I | T | S | E | U | Q | O | O |
| O | D | N | P | B | N | S | R | V | U |
| D | A | D | A | O | R | E | V | E | R |
| O | H | C | I | R | E | J | M | C | S |



MEGA WORD SEARCH






| | |
|------------|-----------|
| Jesus | Neighbour |
| Question | Jericho |
| Scriptures | Priest |
| Love | Road |
| Lord | Good |
| Heart | Donkey |
| Soul | Silver |
| Strength | Pity |
| Mind | |



www.lostsheep.com.au

Copyright © 2013 Lost Sheep Resources Pty. Ltd.
The_Good_Samaritan_word_search_02

The Good Samaritan



www.lostsheep.com.au

Copyright © 2013 Lost Sheep Resources Pty. Ltd.
The_Good_Samaritan_crossword_01


The
Good
Samaritan




www.lostsheep.com.au

Copyright © 2013 Lost Sheep Resources Pty. Ltd.
The_Good_Samaritan_colouring_sheet_01

Are you amazing at mazes?
Can you help the Samaritan help the man?




The Good Samaritan




Clues

1. Who is the hero in the story?
2. In which city did the man start his journey?
3. What did the man walk down?
4. Where was the man heading? (check the sign post)
5. Round pieces of money.
6. One of the people who did not help the man.
7. What are we to show our neighbour?
8. Who are we to love?
9. What was the samaritan?
10. Who are the last people you want to meet on the road to Jericho?



www.lostsheep.com.au

Copyright © 2013 Lost Sheep Resources Pty. Ltd.
The_Good_Samaritan_crossword_02



Love the Lord your God
with all your heart, soul,
strength, and mind.
Luke 10:27 (CEV)

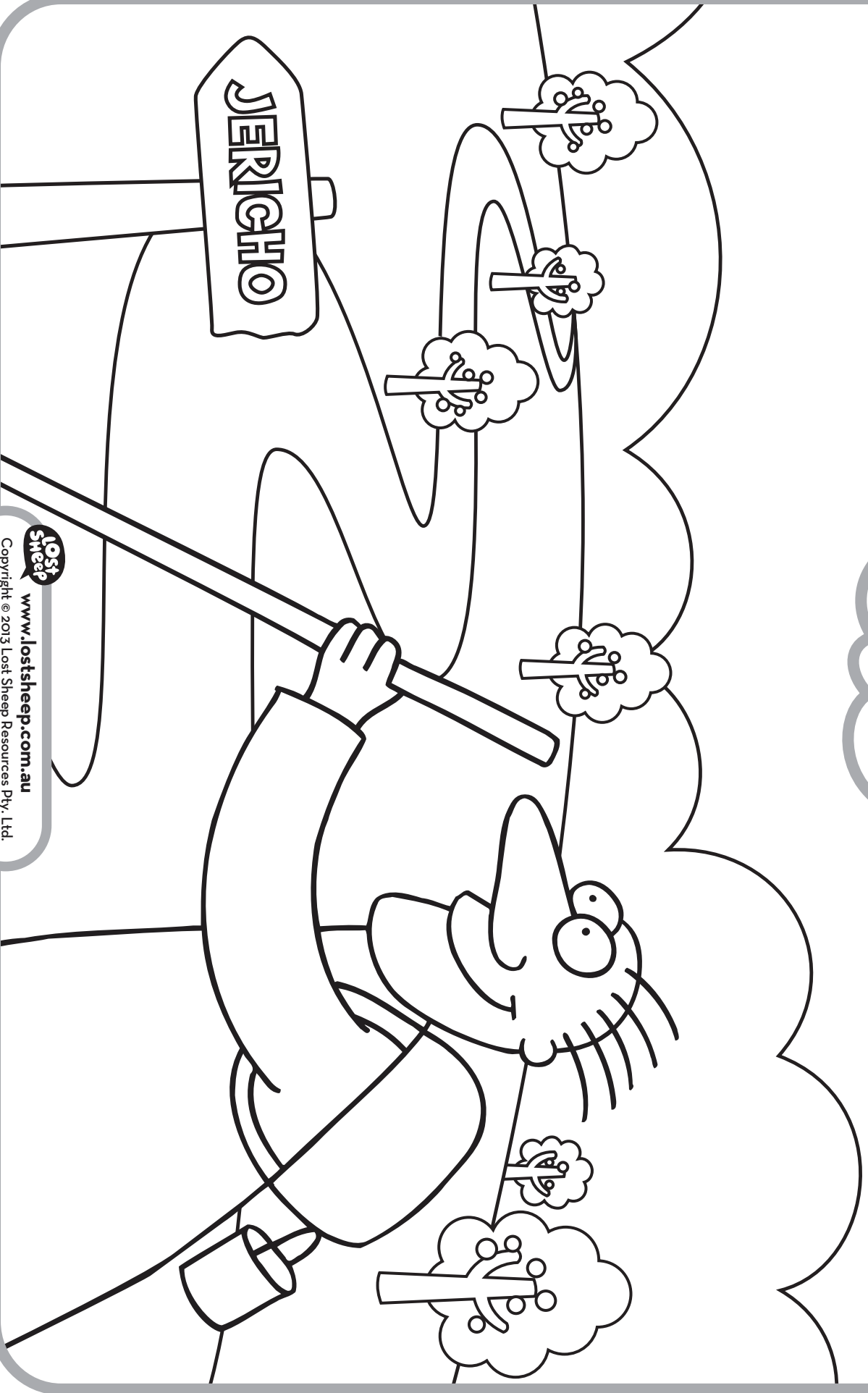
| | | | |
|--|--|--|--|
| | | | |
| | | | |
| | | | |
| | | | |

The
Good
Samaritan



www.lostsheep.com.au

Copyright © 2013 Lost Sheep Resources Pty. Ltd.
The_Good_Samaritan_colouring_sheet_04

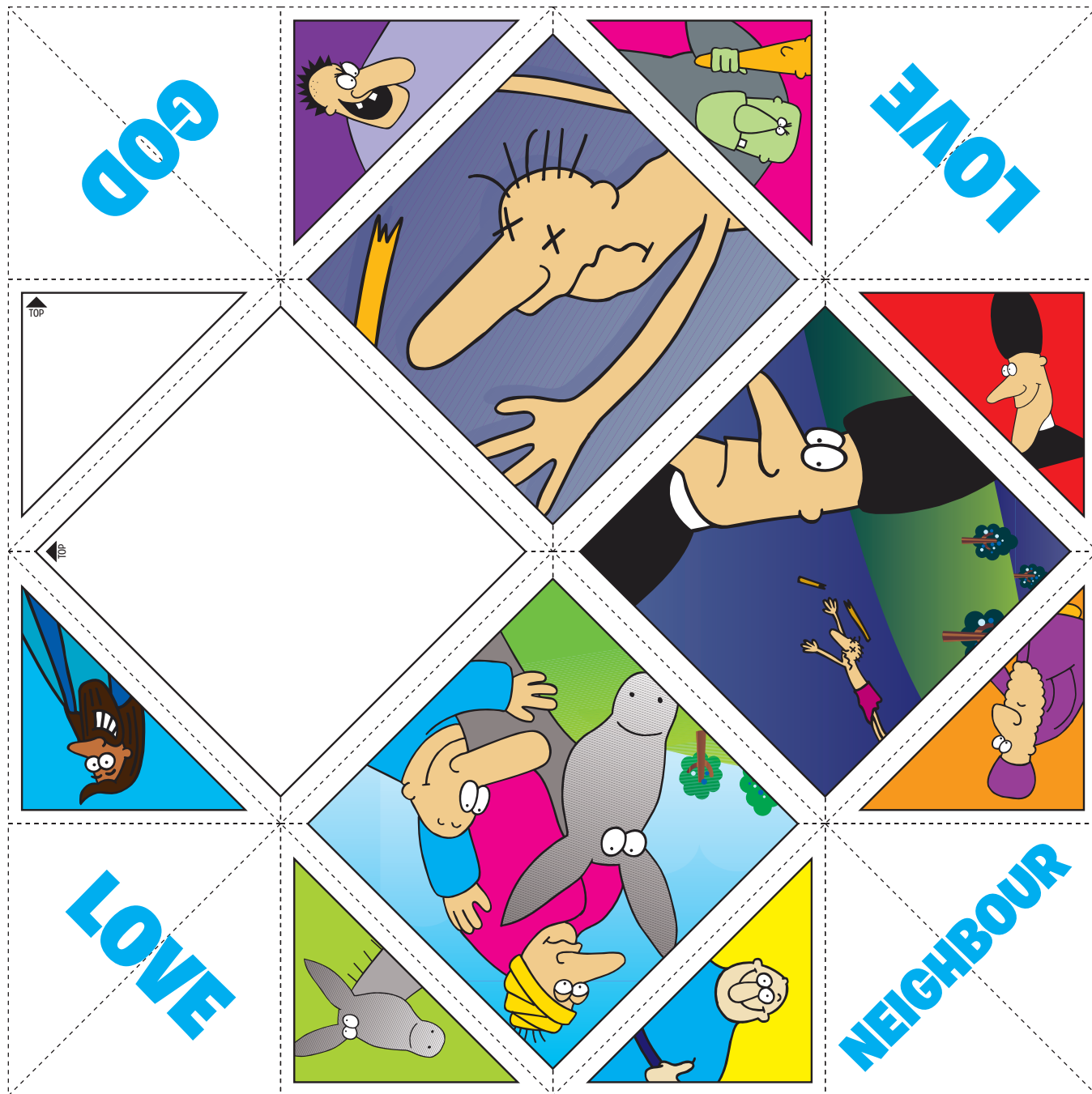


The
Good
Samaritan



www.lostsheep.com.au

Copyright © 2013 Lost Sheep Resources Pty. Ltd.
The_Good_Samaritan_colouring_sheet_06




The Good Samaritan Storyteller
(See instructions on page 1)

**The
Good
Samaritan**



www.lostsheep.com.au

Copyright © 2013 Lost Sheep Resources Pty. Ltd.
The_Good_Samaritan_storyteller



The Good Samaritan

The Good Samaritan Storyteller

A. Draw a picture of yourself in the triangle. Draw a picture of you and Jesus helping someone in the diamond. (Make sure you draw these pictures facing the right way up! It's a bit tricky, so check with your teacher.)

B. Colour in your storyteller.

C. Cut it out.

Folding Instructions

1. Fold the square from corner to corner, then open it out like this, with the pictures facedown.
 2. Fold one corner to the centre. Then do the same with the other corners.
 3. Turn the paper over.
 4. Fold each of the corners into the centre.
 5. Fold the storyteller in half.
 6. Push your fingers and thumbs under the flaps.
- Hooray! You've made a storyteller.

Make a Storyteller

Why just teach the children, when you can equip them to share the message of God's love? Tell the kids they are going to build a storyteller for sharing the parable of the good Samaritan with their family and friends. Download the activity sheet, follow the instructions, and the children will have their own cool little storytelling device.

Using the Storyteller

A child can ask their friend to pick one of the four words on the top. Then the child opens and closes the storyteller as many times as there are letters in that word. For example, if the friend picks love, it is opened and closed four times. Next the child invites their friend to pick one of the characters inside. The storyteller is opened and closed as many times as there are letters in that character's name. For example, if Jesus is chosen, then it is opened and closed five times. The friend then chooses a character, and the flap is lifted to reveal the picture underneath. Our child can then share what is going on in that picture. The beauty of this method of telling the parable of the good Samaritan is that no matter the order in which the child shares the story, it still works. You will notice that in one picture, our child is working with Jesus to help someone. That is because parables always involve us in the story!

