



# ACTIVITY BOOK



**MEGA  
FUN!**  
TESTED BY GREG  
THE TEST PIG!

# Jesus

and the Children

# Jesus

and the Children



[www.lostsheep.com.au](http://www.lostsheep.com.au)

Copyright © 2013 Lost Sheep Resources Pty. Ltd.  
Jesus\_and\_the\_Children\_colouring\_sheet\_03

# Jesus

and the children



lost  
sheep

[www.lostsheep.com.au](http://www.lostsheep.com.au)

Copyright © 2013 Lost Sheep Resources Pty. Ltd.  
Jesus\_and\_the\_Children\_colouring\_sheet\_05

# Jesus

and the Children



[www.lostsheep.com.au](http://www.lostsheep.com.au)

Copyright © 2013 Lost Sheep Resources Pty. Ltd.  
Jesus\_and\_the\_Children\_colouring\_sheet\_02

# Jesus

and the Children



[www.lostsheep.com.au](http://www.lostsheep.com.au)

Copyright © 2013 Lost Sheep Resources Pty. Ltd.  
Jesus\_and\_the\_Children\_colouring\_sheet\_01

# Jesus

and the Children


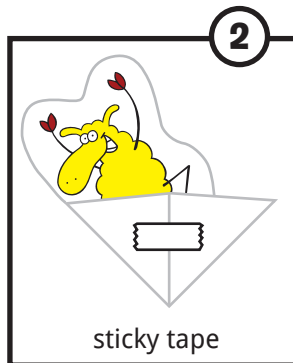

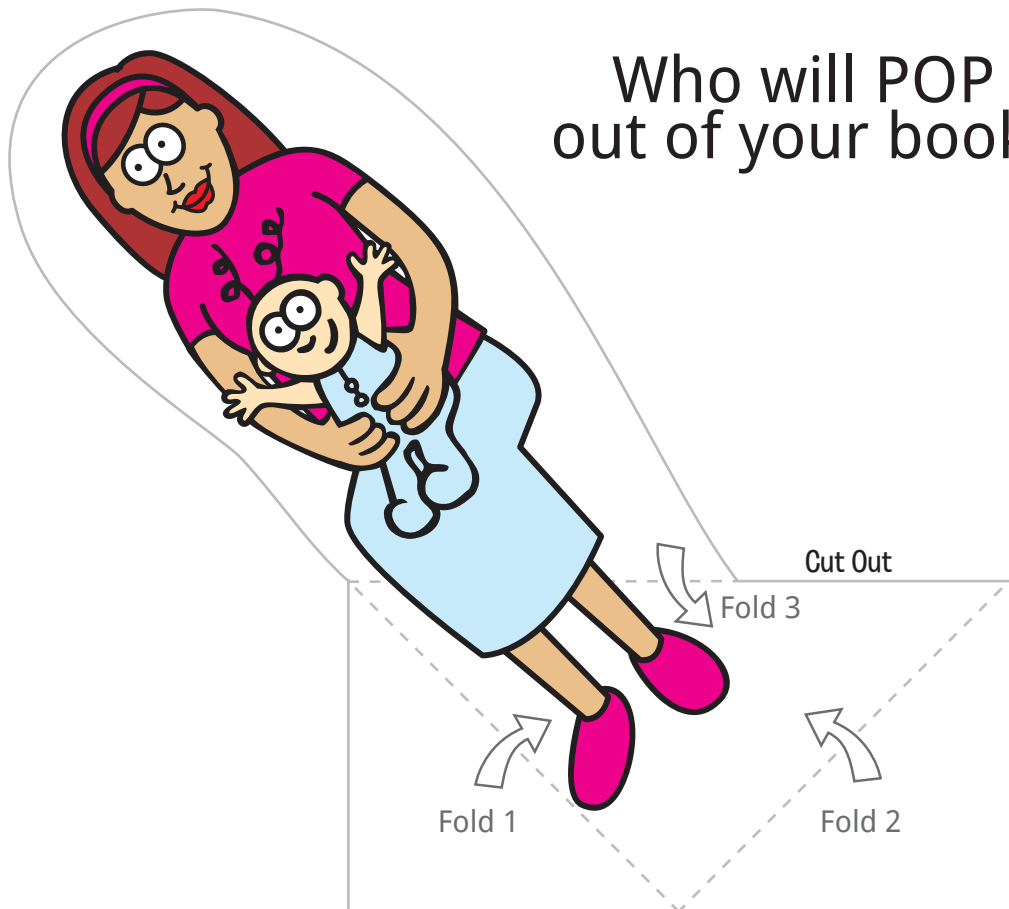


[www.lostsheep.com.au](http://www.lostsheep.com.au)

Copyright © 2013 Lost Sheep Resources Pty. Ltd.  
Jesus\_and\_the\_Children\_colouring\_sheet\_04

# POP Bookmark

Who will POP  
out of your book?



PULL


God's Kingdom is for the KIDS!



Cut Out

PULL


Kids need the KING!



Cut Out



Cut Out



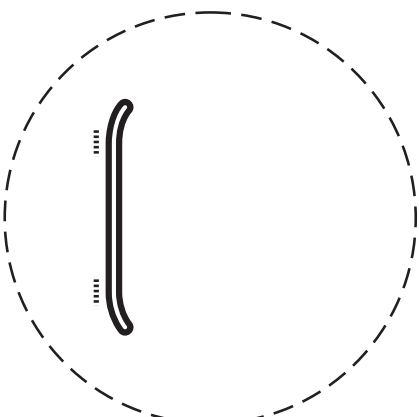
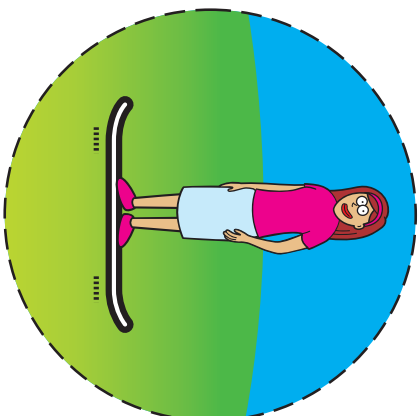

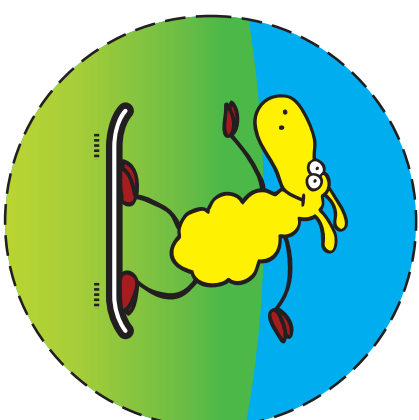


Fold Here

Staple Here



Staple Here

Staple Here



Put a photo or draw a picture of yourself, your friends, or your skateboarding Grandma!



PULL

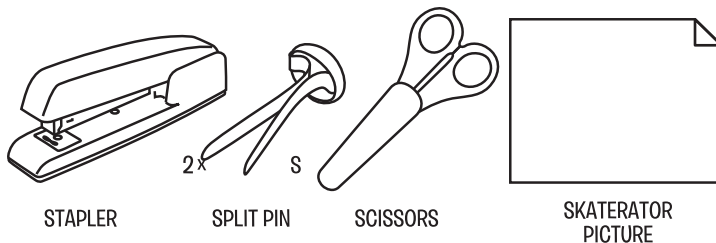
Adults need the KING too!



## Skaterator

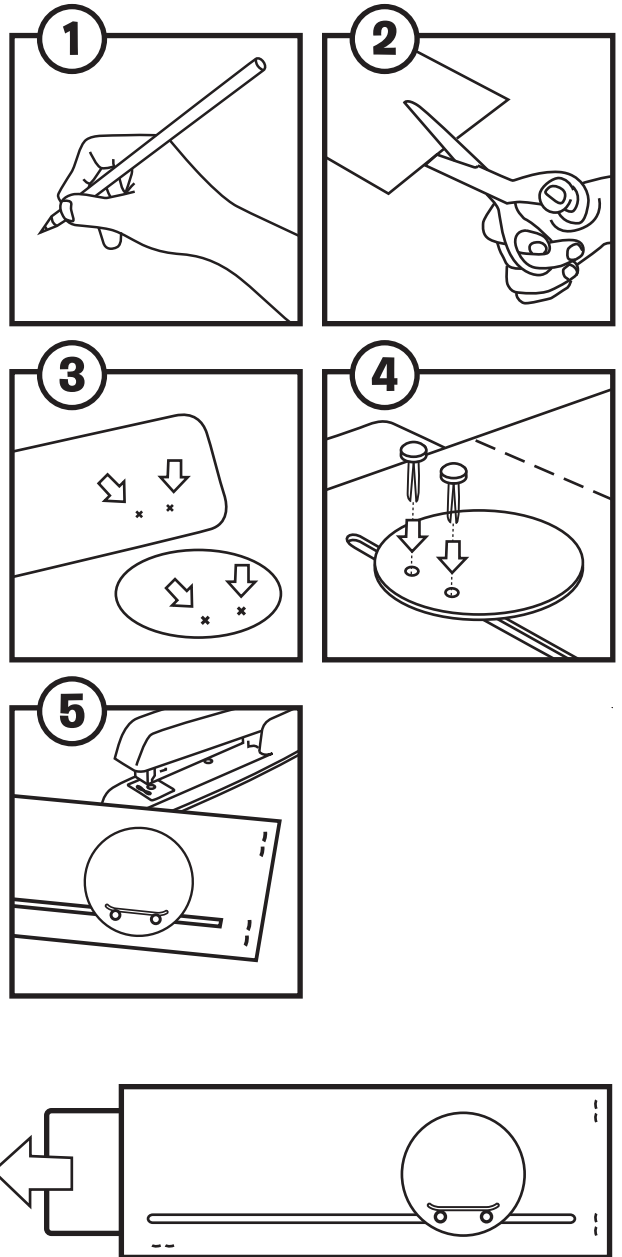
X-perience X-treme Kingdom X-citement with the Skaterator. Build a classic one, or custom fit your Skaterator from a range of riders, and radical Jesus' sayings.

### All you need is



### To Build your Skaterator

- 1 Colour in all the pictures.  
(If they are already coloured skip this step)
- 2 Cut out everything including the slide space.
- 3 Cut the wheel slits on the skateboard and pull bar.  
(Adult help may be needed)
- 4 Assemble your Skaterator using 2 split pins as wheels. Place each split pin through the skateboard, the slide space and the pull bar.
- 5 Fold down the back of the Skaterator and secure with three staples.



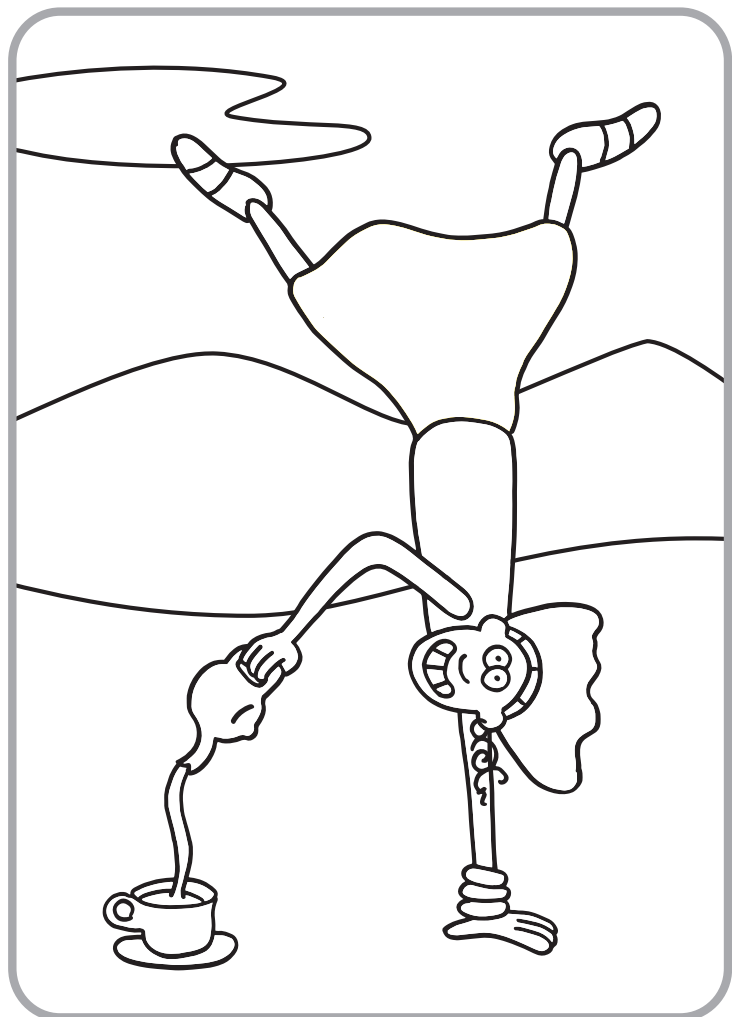
Good Job! You made a Skaterator. Custom fit a whole series of Skaterators with pictures of yourself, friends and your Grandma on skateboards.



For more activities visit  
[www.lostsheep.com.au](http://www.lostsheep.com.au)



**You're a legend!**



For more activities visit  
[www.lostsheep.com.au](http://www.lostsheep.com.au)