



ACTIVITY BOOK



**MEGA
FUN!**
TESTED BY GREG
THE TEST PIG!

Jesus

and the Children

Jesus

and the Children

N	C	B	U	K	A	F	D
J	H	P	G	I	R	L	I
K	I	N	G	D	O	M	S
B	L	E	S	S	T	U	C
O	D	U	V	K	X	M	I
Y	R	O	Y	A	D	Z	P
J	E	S	U	S	Q	O	L
W	N	B	A	B	Y	U	E

WORD SEARCH

Jesus
Children
Kids
Kingdom
Bless
Baby
Disciple
Girl
Boy
Mum




www.lostsheep.com.au

Copyright © 2013 Lost Sheep Resources Pty. Ltd.
Jesus_and_the_Children_word_search_01

Jesus

and the Children



Help the children sneak past
the disciples and get to Jesus



www.lostsheep.com.au

Copyright © 2012 Lost Sheep Resources Pty. Ltd.
Jesus_and_the_Children_maze_01

Jesus

and the Children



www.lostsheep.com.au

Copyright © 2013 Lost Sheep Resources Pty. Ltd.
Jesus_and_the_Children_colouring_sheet_03

Jesus

and the children



lost
sheep

www.lostsheep.com.au

Copyright © 2013 Lost Sheep Resources Pty. Ltd.
Jesus_and_the_Children_colouring_sheet_05

Jesus

and the Children

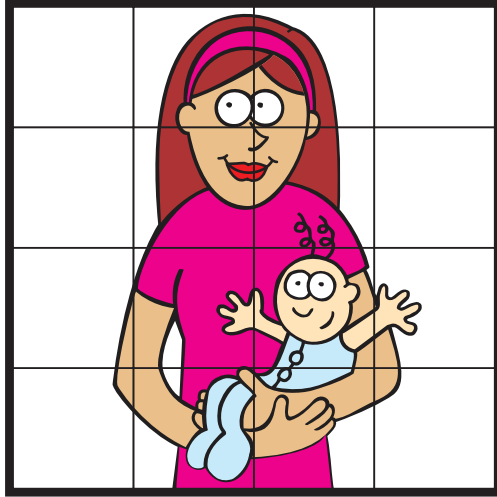


www.lostsheep.com.au


Copyright © 2013 Lost Sheep Resources Pty. Ltd.
Jesus_and_the_Children_colouring_sheet_02

Jesus

and the Children



Do you like drawing babies?



www.lostsheep.com.au

Copyright © 2013 Lost Sheep Resources Pty. Ltd.
Jesus_and_the_Children_grid_draw_02

PULL


God's Kingdom is for the KIDS!



Cut Out


PULL

Kids need the KING!



Cut Out

Cut Out



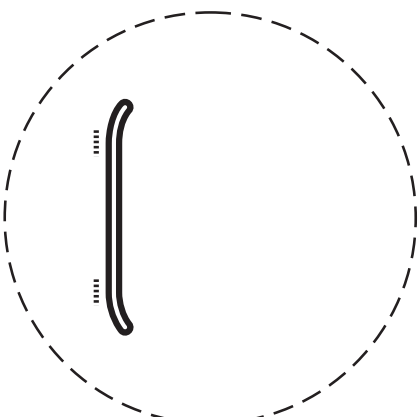
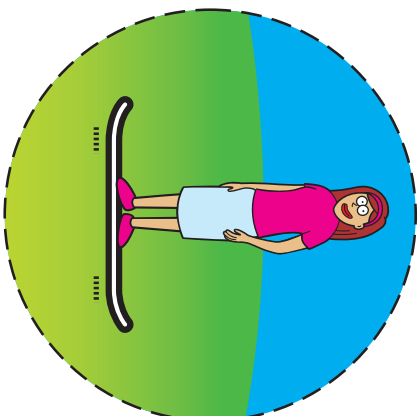

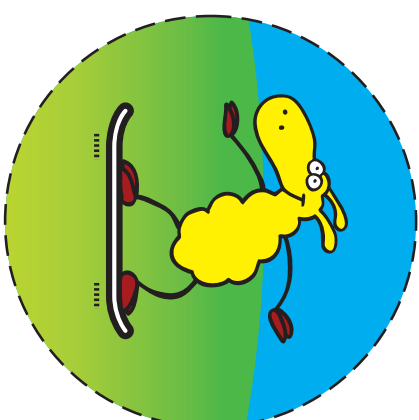


Fold Here

Staple Here



Staple Here

Staple Here



Put a photo or draw a picture of yourself, your friends, or your skateboarding Grandma!



PULL

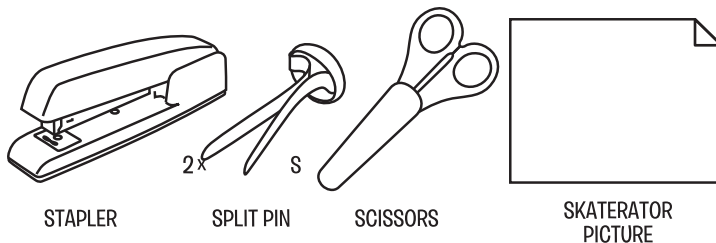
Adults need the KING too!



Skaterator

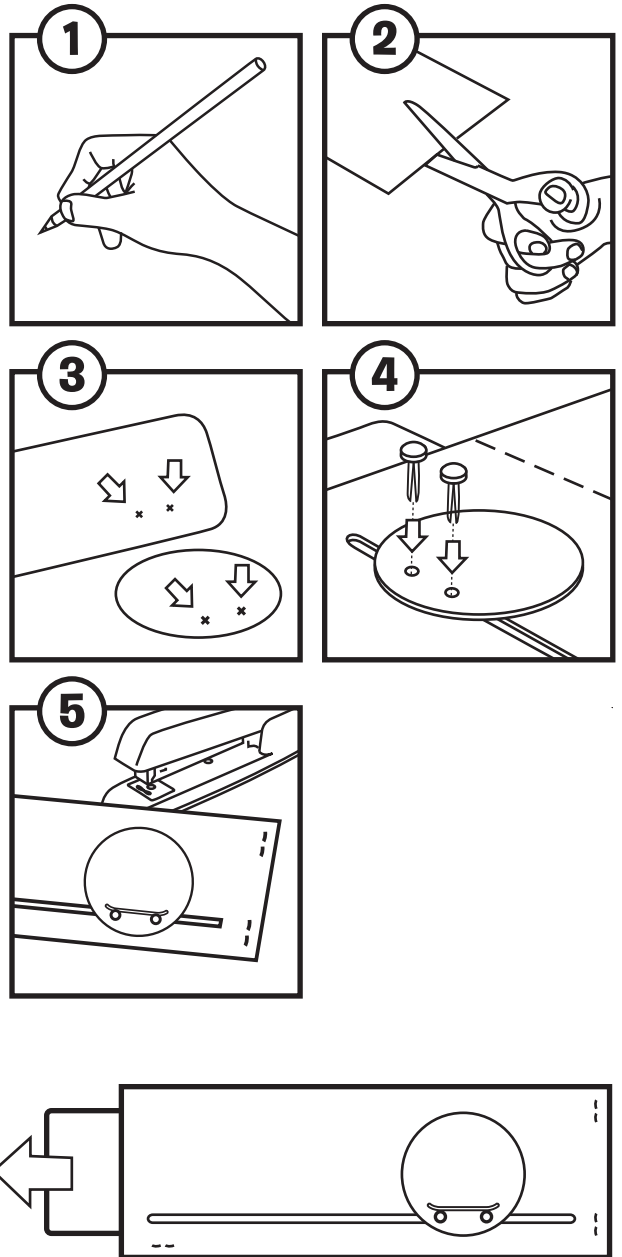
X-perience X-treme Kingdom X-citement with the Skaterator. Build a classic one, or custom fit your Skaterator from a range of riders, and radical Jesus' sayings.

All you need is



To Build your Skaterator

- 1 Colour in all the pictures.
(If they are already coloured skip this step)
- 2 Cut out everything including the slide space.
- 3 Cut the wheel slits on the skateboard and pull bar.
(Adult help may be needed)
- 4 Assemble your Skaterator using 2 split pins as wheels. Place each split pin through the skateboard, the slide space and the pull bar.
- 5 Fold down the back of the Skaterator and secure with three staples.




Good Job! You made a Skaterator. Custom fit a whole series of Skaterators with pictures of yourself, friends and your Grandma on skateboards.



For more activities visit
www.lostsheep.com.au



You're a legend!



For more activities visit
www.lostsheep.com.au